

Castell

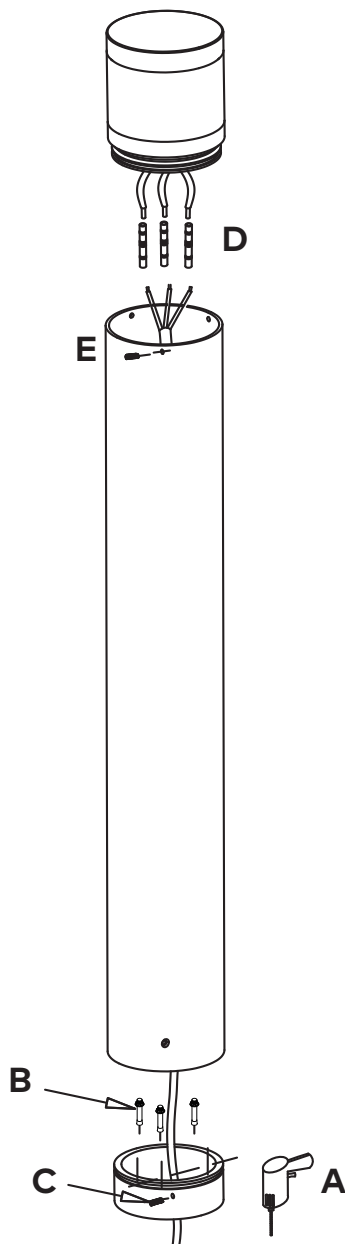
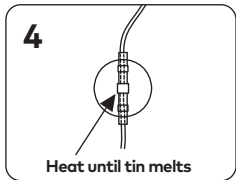
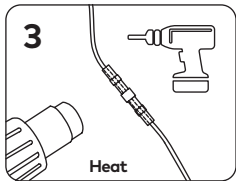
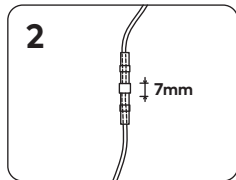
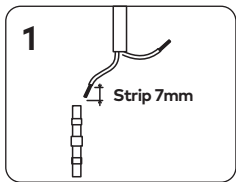
BOLLARD LIGHT 

 Class I 220-240V ~ 50/60Hz	Power 10 Watts	IP Rating 65	Material Aluminium	Warranty 3 Years					
---	--------------------------	------------------------	------------------------------	----------------------------	---	---	---	---	---

⚠ CAUTION – Must Be Installed By A Licensed Electrician

Please read instruction manual on **both** sides carefully before installing luminaire.

- Please read instructions for installation of luminaire provided below. Safety of this luminaire and warranty will be voided unless followed.
- Installation and operation of this luminaire must be within accordance with national safety regulations. Unios™ does not warrant any liability when damage is caused by misuse or improper installation.
- Recommended to install in ambient temperatures <35°C.
- This luminaire is void of warranty if any part has been modified. Please visit unios.com/warranty for more information.
- Over-voltage protection units should be installed to prevent electronic control gear from failing due to electrical spikes, e.g. from switching of inductive loads.



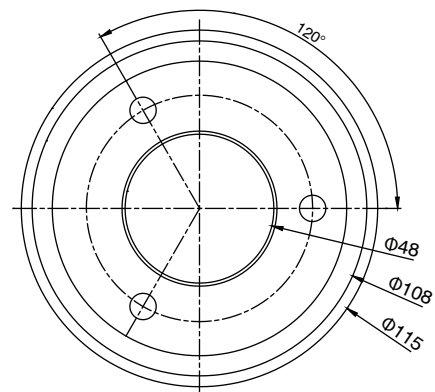
Installation Instructions

- 1 Must be installed by a Licensed Electrician.
- 2 Before installing, make sure the power supply is switched off.
- 3 Follow the steps in the figure shown for installation:
 - A. Drill mounting holes and pull wires through mounting plate.
 - B. Fix the mounting plate onto the floor with dynabolts.
 - C. Fix the luminaire body onto the mounting bracket with screws.
 - D. Use supplied heat shrink solder joiners to terminate mains power to electronic control gear.
 - E. Fix luminaire head onto body with screws.

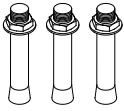
Note: After completing above steps, ensure the luminaire is firmly fixed to the mounting plate. The luminaire must be cleaned following these installation instructions. Termination of wiring and installation of the product shall be conducted such that the luminaire's stated IP rating is not affected.

Mounting Plate

It is strongly advised to also use a sealant to ensure a full seal around the cable entry and mounting holes.



Accessories (Included)



3x M8 Dynabolts




2x Allen Key



3x Heatshrink Solder Joiners

Wiring

This luminaire must be installed in conjunction with electronic control gear (Built-in).



Dimming

This luminaire cannot be dimmed. Specific DALI option available.

Cleaning

Before cleaning, disconnect from mains supply and allow luminaire to cool.

Regular cleaning of the luminaire is **strongly recommended**. In harsher conditions, it is recommended that a strict cleaning schedule is in place to ensure no eroding chemicals are left on the surface for long periods. To clean luminaire, only use a damp, microfibre cloth. A dilute solution of a mild pH-neutral liquid detergent can be used for resistant dirt (Solvents must not be used). Please note surface of luminaire must be wiped down with a clean damp microfibre cloth to ensure no residue is left on the surface. Take care not to damage the surface of the luminaire. Do not use high pressure cleaners.

Corrosion Protection

It is important to note that care must be taken during installation or maintenance to ensure that the surface of the luminaire is not damaged. Any damage, which is exposed to moisture will result in corrosion occurring.

Please also note that any chemical applications on the luminaire will cause corrosion of the surface of the luminaire and will void the warranty.

Cleaning of Luminaire Lens

The luminaire lens or glass can be cleaned with glass specific cleaning agents that are ph-neutral, alcohol-free and non-abrasive. Always use a damp microfibre cloth and take care not to damage any seals surrounding the glass.



Class I

Luminaire in which protection against electric shock does not rely on basic insulation only, but which requires conductive parts to be connected a protective earthing conductor.



IP65

Protected against dust completely and Jets of water from all directions.



IK10

Protected against 20 joules impact. Equivalent to impact of 5 kg mass dropped from 400 mm above impacted surface.



AC

220-240V 50-60hz AC Supply.



Outdoor Use

This luminaire is suitable for outdoor use, taking in consideration of the IP rating.

