

Cuadro

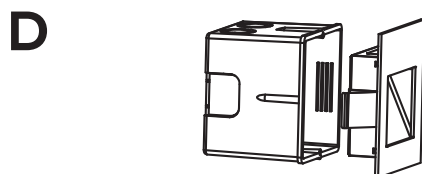
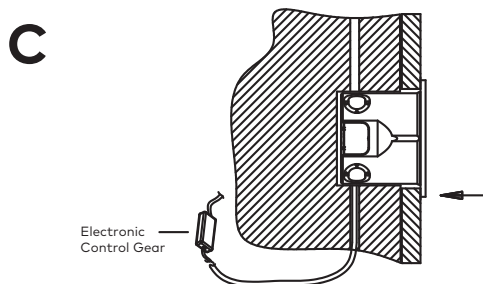
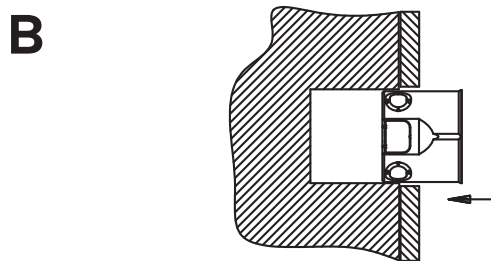
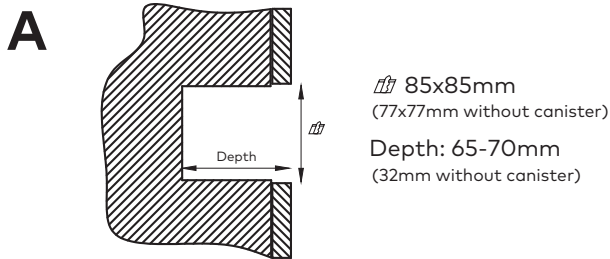
WALL LIGHT 

 Class III 24V DC	Power 2 Watts	IP Rating 65	Material Aluminium (Wallbox: PVC)	Warranty 3 Years				
-------------------------------------------------------------------------------------------------------------	-------------------------	------------------------	---------------------------------------------	----------------------------	-------------------------------------------------------------------------------------	-------------------------------------------------------------------------------------	-------------------------------------------------------------------------------------	-------------------------------------------------------------------------------------

CAUTION – Must Be Installed By A Licensed Electrician

Please read instruction manual on **both** sides carefully before installing luminaire.

- Please read instructions for installation of luminaire provided below. Safety of this luminaire and warranty will be voided unless followed.
- Installation and operation of this luminaire must be within accordance with national safety regulations. Unios™ does not warrant any liability when damage is caused by misuse or improper installation.
- This luminaire is void of warranty if any part has been modified. Please visit unios.com/warranty for more information.
- Over-voltage protection units should be installed to prevent electronic control gear from failing due to electrical spikes, e.g. from switching of inductive loads.




Installation Instructions

- 1 Must be installed by a licensed electrician.
- 2 Before installing, make sure the power supply is switched off.
- 3 Follow the steps in the figure shown for installation:
 - A. Cut a hole with dimensions of 85x85mm (for canister installation) or 77x77mm (for installation without canister).
 - B. Fix canister into wall (if applicable).
 - C. Connect wires in parallel and ensure all joins are made to keep the IP rating of the luminaire.
 - D. Insert luminaire into wall box.

Note: The luminaire must be cleaned following these installation instructions. Termination of wiring and installation of the product shall be conducted such that the luminaire's stated IP rating is not affected.

Wiring

This luminaire must be used in conjunction with a remote 24V Constant Voltage electronic control gear. Multiple luminaires must be wired in parallel.



Dimming

For dimming capabilities, luminaire must be paired with dimmable electronic control gear. Please refer to control gear's instructions for pairing of suitable systems.

Accessories (Included)



Wall Box



2x Heatshrink Solder Joiners

Corrosion Protection

It is important to note that care must be taken during installation or maintenance to ensure that the surface of the luminaire is not damaged. Any damage, which is exposed to moisture will result in corrosion occurring.

Please also note that any chemical applications on the luminaire will cause corrosion of the surface of the luminaire and will void the warranty.

Cleaning

Before cleaning, disconnect from mains supply and allow luminaire to cool.

Regular cleaning of the luminaire is **strongly recommended**. In harsher conditions, it is recommended that a strict cleaning schedule is in place to ensure no eroding chemicals are left on the surface for long periods. To clean luminaire, only use a damp, microfibre cloth. A dilute solution of a mild pH-neutral liquid detergent can be used for resistant dirt (Solvents must not be used). Please note surface of luminaire must be wiped down with a clean damp microfibre cloth to ensure no residue is left on the surface. Take care not to damage the surface of the luminaire. Do not use high pressure cleaners.

Cleaning of Luminaire Lens

The luminaire lens or glass can be cleaned with glass specific cleaning agents that are ph-neutral, alcohol-free and non-abrasive. Always use a damp microfibre cloth and take care not to damage any seals surrounding the glass.



Class III

Luminaire in which protection against electric shock is provided by the use of Extra Low Voltage.



IP65

Protected against dust completely and Jets of water from all directions.



24V DC

24V DC Supply.



Outdoor Use

This luminaire is suitable for outdoor use, taking in consideration of the IP rating.

