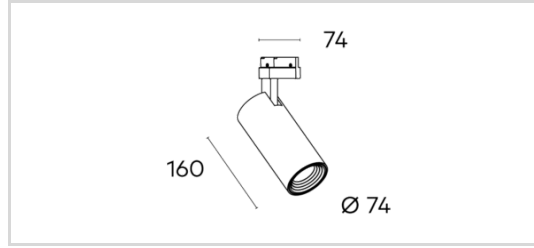


Kobe 15W Single Circuit Tracklight

KOBE1015.WB30.M

Absolute Luminous Flux 15W (380mA) / 1311lm Beam 36° (M)










Diameter	Ø74mm
Length	160mm
Weight	0.83kg
Finish	White/Black Trim
Colour Temp	3000K
CRI	92+ (R9: >50)
Class	Class I
Beam Angle	36° (M)
Material	Powder Coated Aluminium
UGR	<13
IP Rating	IP20
Efficacy	Up to 92lm/W
Colour Deviation	SDCM ≤2
Lifetime	>55,000h L80B10
Control Gear	Built-in Phase-Cut Dim
Track Mount	MX1C
Adjustability	90° Tilt 350° Rotation
Warranty	5 Years

Electronic Control Gear

Built-in UNIOS PC Driver STD-IPC

Dimensions: Var.

Downloads

- General Specifications 
- Product Images 
- IES Files 
- Installation Instructions 
- Revit Family 
- Sketchup Objects 
- ArchiCAD Library 

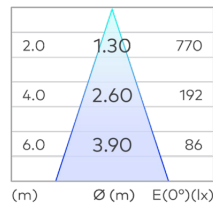
Features

- Distinguished by a striking contrasting design, the Kobe Track Light Series will add an elegant touch to any design application
- This track light series is available in four meticulously selected finishes and an array of customisable configurations to complement any design application
- Class-leading longevity with new generation LED chips, allowing for a lifetime of over 100,000hr (L70)
- Highly customisable track spot system with different beams angles and lenses

Light Distribution



Cone Diagram



Luminaire Notes

For other Casambi Bluetooth options, please refer to unios.com/smartcontrols
 For any custom requests, please specify in the notes section.

Ordering Code

Stocked Configuration (subject to availability) ●

KOBE	1015	WB	30	M	-			-	
PRODUCT	TRACK MOUNT/POWER	FINISH	COLOUR TEMP	BEAM		ACCESSORIES			CONTROL GEAR

Contact Information

Name
Company

Email
Phone



[VIEW PRODUCT ONLINE](#)